

Materials

- Body:** Die-cast zinc
- Protective Sleeves:** Impact-resistant nylon
- Main Seals:** Viton®
- Main Spring:** Stainless-steel
- Guide and Poppets:** Acetal
- Packed:** 20 per Case

66REC



OPW 66REC 3/4" Dry-Reconnectable Breakaway

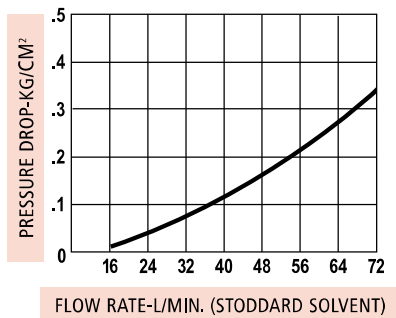
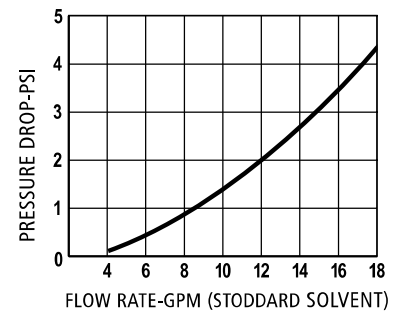
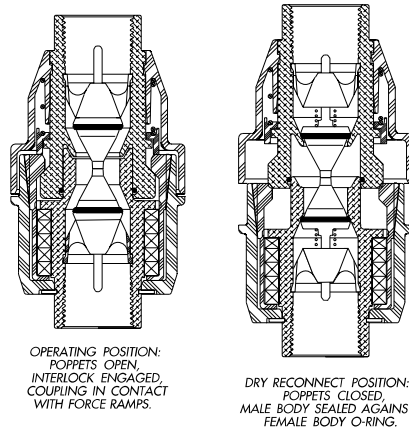
The OPW 66REC is the first dry-reconnectable breakaway for the conventional dispensing market. It is designed to be installed on fuel-dispensing hoses and will separate when subjected to a designated pull force. The dual valves seat automatically, stopping the flow of fuel and limiting any fuel spillage, while protecting the dispensing equipment. When reconnecting the separated halves, the 66REC seals tightly on an O-ring before the poppet stems engage to open the valve. For proper operation on high-hanging hoses, the OPW 66REC 3/4" must always be installed with a "straightening" hose with a minimum length of 9", such as the OPW 66H. For low-hose applications, the OPW 66REC should be installed downstream of the retractor cable.

Features

- ◆ UL and ULC-listed for use in gasoline, diesel and up to 10% ethanol blends. Specific listings available at www.opwglobal.com.
- ◆ Pull Force – the 66REC-1000 will break away with a pull force of no more than 350 lbs.
- ◆ Unique Double-Poppet Design – features low pressure drop.
- ◆ Coupling Halves – protected by proven plastic sleeves.
- ◆ Easily Reconnected – just "push and twist" until you hear the audible click, signifying the unit has been correctly reconnected. Reconnection force approximately 15 lbs.
- ◆ May be reconnected under wet or dry hose conditions.
- ◆ Cold-weather compatible
- ◆ Line Shock – the OPW 66REC is able to absorb the effects of normal line shock through the unique design of the disconnecting features.

Design working pressure

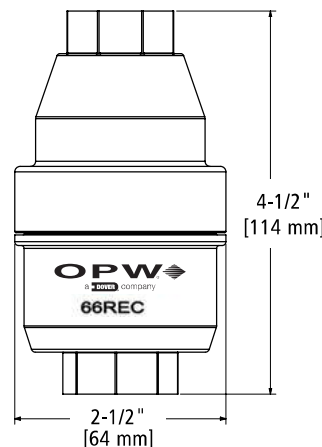
- ◆ 50 psi (3.45 bar) maximum pressure.



Ordering Specifications

Product #	in.	mm	lbs.	kg
66REC-1000	3/4" (NPT)	19	1.2	.54

NOTE: See OPW's Website at www.opwglobal.com for product instruction sheets, troubleshooting guides, how-to-use guide and to view the Do's & Don'ts at the Gas Pump video.



**Listings and
Certifications**



We don't stop at the nozzle. We've got you covered with swivels, breakaways and hoses.

OPW Swivel Compatibility



Model	365	241TPS	45
Up to E10	365-5080	241TPS-0241	45-5060
Up to E25		241TPS-75RF	
Up to E85		241TPS-0492	
Up to B5	365-5080 365-5090	241TPS-0241 241TPS-1000	45-5060 45-5075
Up to B20		3/4" 241TPS-75RF 1" 241TPS-10RF	

OPW Breakaway Compatibility



Model	66V	68EZR	66REC	66SB
Up to E10	66V-0300	68EZR-7575	66REC-1000	66SB-7575 66SB-1010
Up to E25	66V-030RF	68EZR-75RF		
Up to E85	66V-0492			
Up to B5	66V-0300 66V-1300 66V-1350	68EZR-7575 68EZR-1010	66REC-1000	66SB-7575 66SB-1010
Up to B20	3/4" 66V-030RF 1" 66V-130RF 1" 66V-135RF	68EZR-75RF 68EZR-10RF		

Hose Compatibility



Straightening Hose:
66H-0975 - 9 inch (23 cm)



Curb Hose: 66H-08575
8.5 foot (2.6 m)

Model	Whip Hose (9 in)	Curb Hose (8.5 ft)
Up to E10	66H-0975	66H-08575
Up to E25	66H-0975-E25	66H-08575-E25
Up to E85	66H-0975-E85	66H-08575-E85
Up to B5	66H-0975	66H-08575
Up to B20	66H-0975	66H-08575
Low Perm	66H-0975-LP	66H-08575-LP

E25, B20 Hose Kits Available

Contact Your OPW Distributor or Sales Representative

