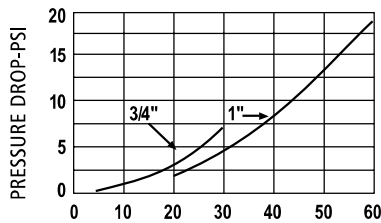
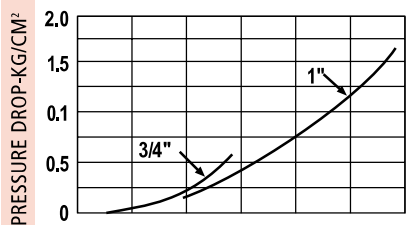


## OPW 45 Hose Swivel

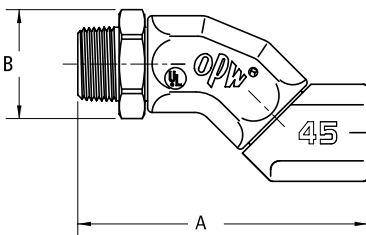
The OPW 45 swivel is designed for gasoline self-service applications where easy nozzle and hose handling is important for customer convenience. The 45 is installed between the nozzle and hose to reduce strain, providing flexibility so fueling hoses last longer.



FLOW RATE-GPM (STODDARD SOLVENT)

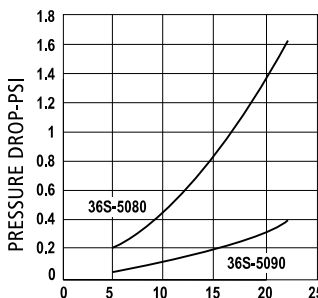


FLOW RATE-L/MIN. (STODDARD SOLVENT)



## OPW 36S Hose Swivel

Designed for use with fuel-oil nozzles (at inlet only), the OPW 36S provides 360° swivel action. The full-circle swivel reduces the physical strain of aligning the nozzle with the fill pipe.



FLOW RATE-GPM (STODDARD SOLVENT)

## Materials

**Body:** Aluminum  
**Outlet Adaptor:** Zinc  
**Inlet Adaptor:** Zinc  
**Seals:** Buna-N  
**Weight:** 3/4": .65 lbs. each; .30 kg  
 1": 1.16 lbs. each; .53 kg  
**Packed:** 20 per Case (45-5060)  
 30 per Case (45-5075)



## Features

- ◆ UL and ULC-listed for use in gasoline, diesel, and up to 10% ethanol blends. Specific listings available at [www.opwglobal.com](http://www.opwglobal.com).
- ◆ Compact, attractive profile for a sleek, modern appearance.
- ◆ Secure design not repairable or rebuildable for certainty of operation. Every OPW 45 is factory assembled and tested.
- ◆ Better flow performance and less restriction means higher refueling speeds.
- ◆ Unique 2 planes of rotation for easy nozzle positioning and hose life.
- ◆ 50 psi (3.45 bar) maximum pressure.

## Ordering Specifications

Product #	Size	Overall Length		Weight	
		A	B	lbs.	kg
45-5060	3/4" F x 3/4" M (NPT)	4 1/8"	1 9/16"	.65	.30
20 per case	19 mm x 19 mm	105 mm	40 mm		
45-5075	1" F x 1" M (NPT)	4 3/4"	1 7/8"	1.16	.53
20 per case	25 mm x 25 mm	121 mm	48 mm		

## Materials

**Body:** Aluminum  
**Adaptor:** Zinc  
 Aluminum  
**Seals:** Buna-N O-Ring,  
 Viton® O-Ring  
**Bearings:** Nylon



## Ordering Specifications

Product Number	Inlet Thread x Outlet Thread	lbs.	kg
36S-5080	3/4" M x 3/4" F (NPT)	0.30	0.14
	(19 mm x 19 mm)		
36S-5090	1" M x 1" F (NPT)	0.40	0.18
	(25 mm x 25 mm)		

## Listings and Certifications



NOTE: See OPW's Website at [www.opwglobal.com](http://www.opwglobal.com) for product instruction sheets, troubleshooting guides, how-to-use guide and to view the Do's & Don'ts at the Gas Pump video.

# We don't stop at the nozzle. We've got you covered with swivels, breakaways and hoses.

## OPW Swivel Compatibility



Model	365	241TPS	45
Up to E10	365-5080	241TPS-0241	45-5060
Up to E25		241TPS-75RF	
Up to E85		241TPS-0492	
Up to B5	365-5080 365-5090	241TPS-0241 241TPS-1000	45-5060 45-5075
Up to B20		3/4" 241TPS-75RF 1" 241TPS-10RF	

## OPW Breakaway Compatibility



Model	66V	68EZR	66REC	66SB
Up to E10	66V-0300	68EZR-7575	66REC-1000	66SB-7575 66SB-1010
Up to E25	66V-030RF	68EZR-75RF		
Up to E85	66V-0492			
Up to B5	66V-0300 66V-1300 66V-1350	68EZR-7575 68EZR-1010	66REC-1000	66SB-7575 66SB-1010
Up to B20	3/4" 66V-030RF 1" 66V-130RF 1" 66V-135RF	68EZR-75RF 68EZR-10RF		

## Hose Compatibility



Straightening Hose:  
66H-0975 - 9 inch (23 cm)



Curb Hose: 66H-08575  
8.5 foot (2.6 m)

Model	Whip Hose (9 in)	Curb Hose (8.5 ft)
Up to E10	66H-0975	66H-08575
Up to E25	66H-0975-E25	66H-08575-E25
Up to E85	66H-0975-E85	66H-08575-E85
Up to B5	66H-0975	66H-08575
Up to B20	66H-0975	66H-08575
Low Perm	66H-0975-LP	66H-08575-LP

## E25, B20 Hose Kits Available

Contact Your OPW Distributor or Sales Representative

