

F&C High Volume **STB**



10-4

SAFE-T-BREAKS®

All Husky® Safe-T-Breaks® stop the flow of fuel on both sides of the separation and have passed the demanding UL test requirements on separations without leaking or failing

Models 002276, 003076 & 003076A

- Retains UL listing after reconnection.
- Internal pressure balancing chamber prevents “line shock” nuisance separations.
- Separates using ball bearings and latch ring at less than 200 lbf / 889.6 N which minimizes “backlash” force of separation, reducing damage to equipment.

Model 005231

- Retains UL listing after reconnection.
- Uses the same internal pressure balancing chamber as Model 002276.
- Separates using ball bearings and latch ring at less than 115 lbf / 511.5 N.

Model 005812 & 006914

- Light-weight, inexpensive and disposable.
- Same instant-closing dual poppet check valve design as Model 002276.
- Separates using shear pins between 300 lbf/ 1334.5 N to 350 lbf/ 1556.9 N.

Model 006301

- Internal Pressure Compensating Chamber (PCC) that prevents “line shock” nuisance separations.
- Same instant-closing dual poppet check valve as Model 002276.
- Separates using shear pins at less than 225 lbf / 1000.8 N.

Reconnectable with NPT

MODEL NO.	DESCRIPTION	SHIPPING WEIGHT LBS (KG)
002276	1" F x 1" F Reconnectable Safe-T-Break®	.75 (.34)
005231	1" F x 1" F Reconnectable Low-Pull Safe-T-Break®	.75 (.34)
002276R	1" F x 1" F Reconnectable Safe-T-Break®	.75 (.34)

Non-reconnectable with NPT

MODEL NO.	DESCRIPTION	SHIPPING WEIGHT LBS (KG)
005812	1" F x 1" F Non-Reconnectable Safe-T-Break®	.61 (.27)
006301	1" F x 1" F PCC Non-Reconnectable Safe-T-Break®	.69 (.31)
005812R	1" F x 1" F Non-Reconnectable Safe-T-Break®	.69 (.31)

Reconnectable with BSPP

MODEL NO.	DESCRIPTION	SHIPPING WEIGHT LBS (KG)
003076	1" F x 1" F Reconnectable Safe-T-Break®	.75 (.34)
003076A*	1" F x 1" F Reconnectable Safe-T-Break® - Atex	.75 (.34)

Non-reconnectable with BSPP

MODEL NO.	DESCRIPTION	SHIPPING WEIGHT LBS (KG)
006914	1" F x 1" F Non-Reconnectable Safe-T-Break®	.61 (.27)

Construction

Reconnectable Safe-T-Breaks®

Body	Aluminum
Seals	Fluorocarbon
Springs	Stainless Steel Stainless steel load and latch spring reverse mechanism Hardened stainless steel latch ring and balls

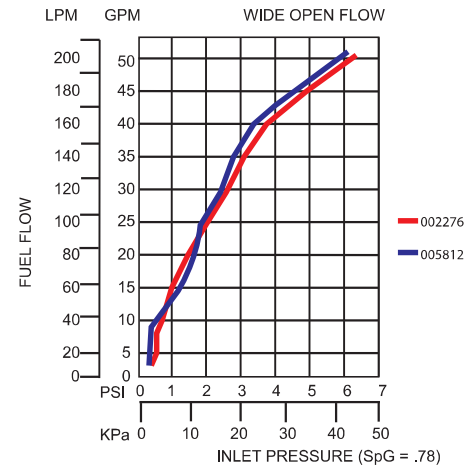
Non-Reconnectable Safe-T-Breaks®

Body	Aluminum
------	----------

Model 002276



Model 005812



WARNING: Cancer and Reproductive Harm - www.P65Warnings.ca.gov



F&C High Volume **STB**

HIGH VOLUME FUELING

All Husky® Safe-T-Breaks® stop the flow of fuel on both sides of the separation and have passed the demanding UL test requirements on separations without leaking or failing.

Dimensions and System Options

Guards

MODEL NO.	DESCRIPTION
003098**	Safe-T-Break® Scuff Guard

Accessories, Maintenance, and Testing



Model No.	Description
007000	Safe-T-Break® Drain Cup
003813	Safe-T-Break® Demonstration Kit

Color Chart

COLOR SUFFIX	SUFFIX	COLOR	COLOR SUFFIX
Blue	-01	White	-06
Red	-02	Gold	-08
Green	-03	Silver	-09
Black	-04	BP Green	-16
Yellow	-05	Pink	-20

**Safe-T-Breaks® and Safe-T-Break® Scuff Guards are to be ordered with the corresponding guard color option added to the model number.
 Example: If BLUE guards are desired, add guard color option -01 to the model number (004034-01).

For custom colors, a minimum order of 4,000 guards will be required.



2325 Husky Way • Pacific, MO 63069
 (800) 325-3558 • Fax (636) 825-7300
www.husky.com • sales@husky.com

MADE IN THE U.S.A.